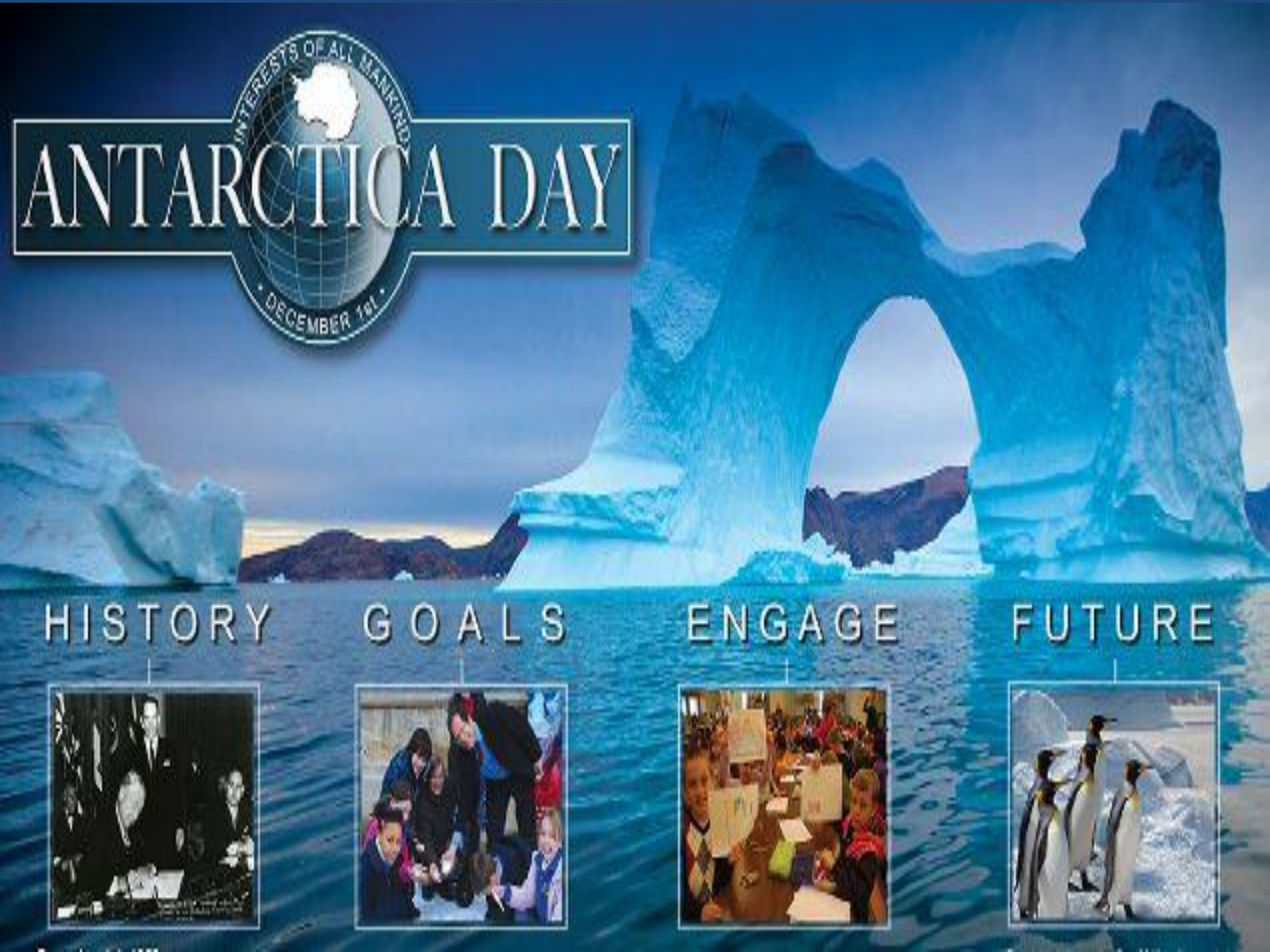




ANTARCTICA DAY



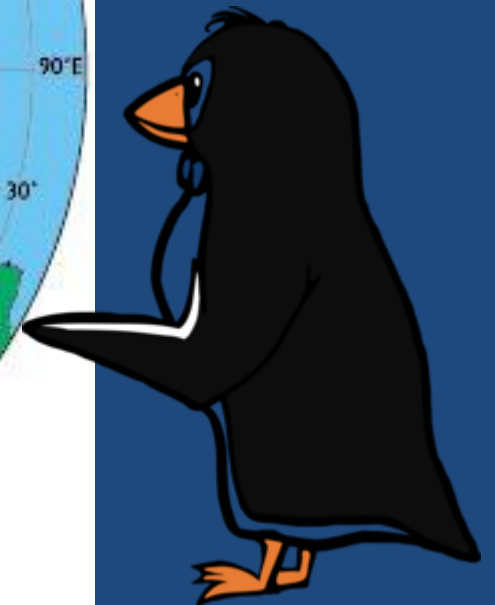
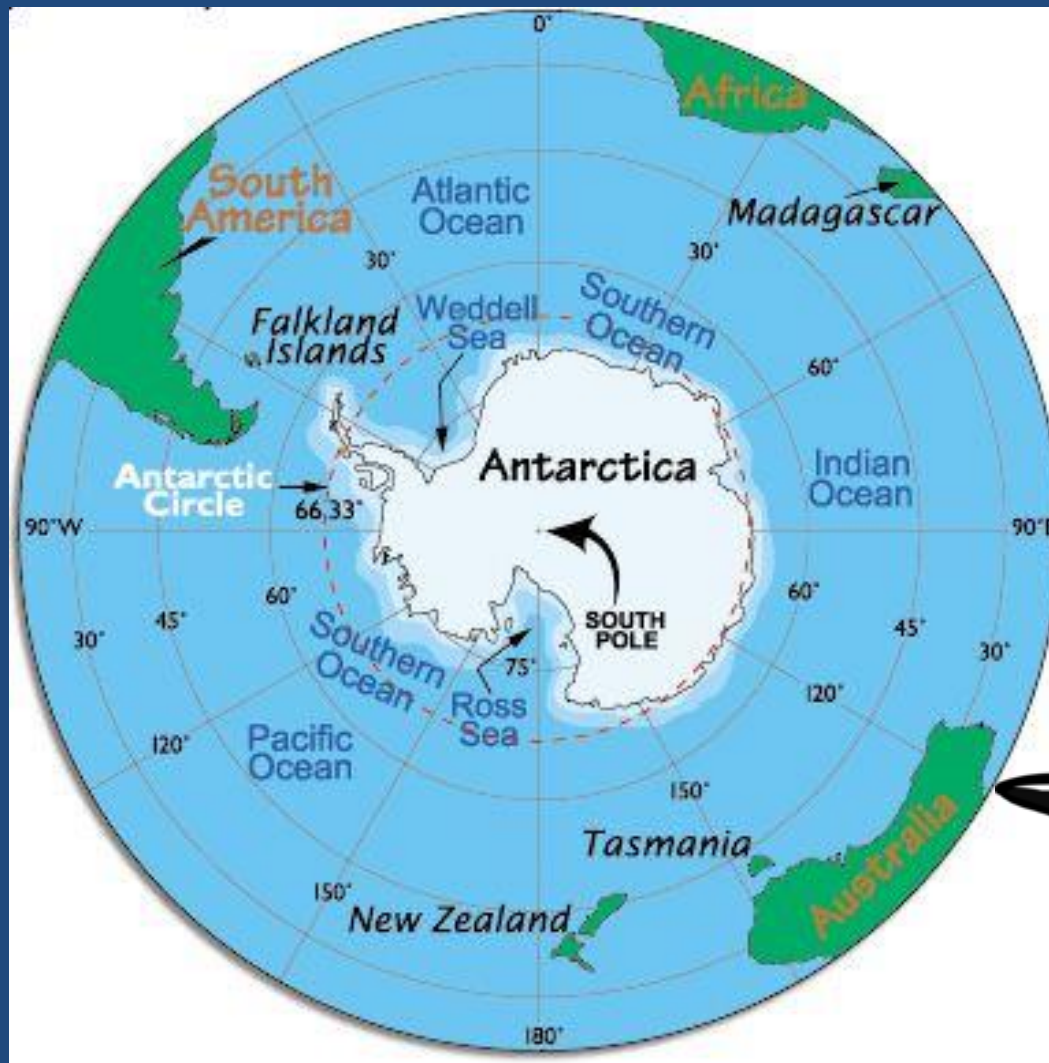
HISTORY

GOALS

ENGAGE

FUTURE





Antarctic is the fifth largest continent of the world at 14 million square kilometres and is covered in a permanent continental ice. The ice is distributed in two major ice sheets, the East Antarctic and the West Antarctic, plus there's shelf ice, extending over the sea water.




Unlike the Arctic, which at its centre is an ocean, Antarctica is a landmass that is surrounded by the Southern Ocean. A permanent, massive ice sheet on Antarctica covers 98% of the continent and is containing the major freshwater reserves of the globe.

Competition!

- We are asking students to design flags that are inspired by Antarctica - the ice & climate, the marine life, and/or the people from many nations working together.
- The drawings can be on computer or hand drawn are then collected and representative flags are then made into digital images (or turned into pdfs) Once images are in electronic form (**jpg**) the images need to be emailed to e-Kearney@st-antonys.com or handed into the Geography department
- The winner will be chosen and sent off to represent our school in the Antarctic! A photo will be taken of the photos in Antarctica and you will receive this, as well as a certificate letting you know where your flag(s) travelled to.
- Closing date - 14th November

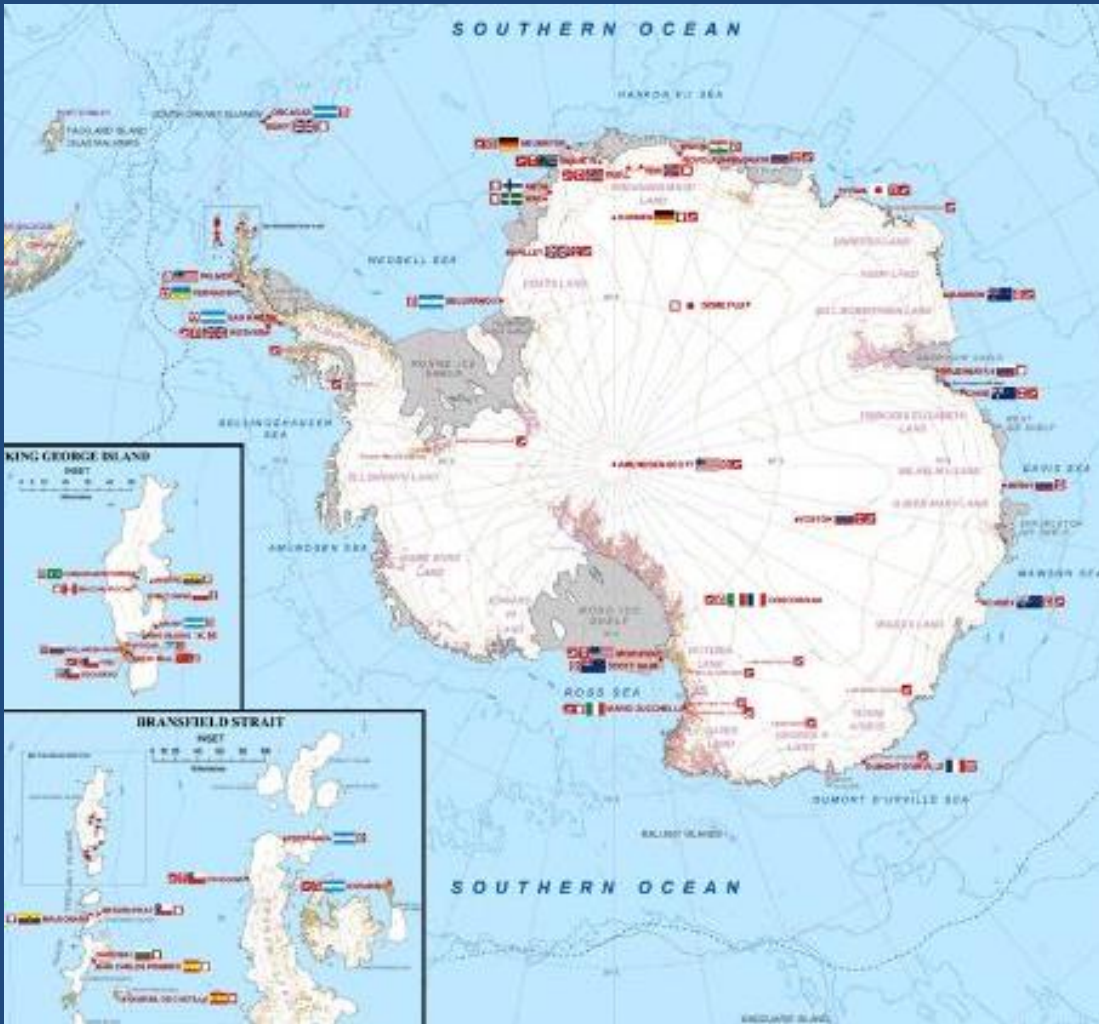
Last Years Winner David Im's Flag on Board HMS David Attenborough



National flags are flown in Antarctica at the Ceremonial South Pole (shown). There is also a Magnetic South Pole and Geographic South Pole



30 countries all signatories to the Antarctic Treaty operate seasonal and year-round research stations on the continent.






FUTURE

So get designing!! We can't wait to see what you think Antarctica's flag should look like!

- Your Antarctica Day flag images received by e-mail by **15 November** from around the world will be sent to Gateway Antarctica in Christchurch, New Zealand or from BAS to Port Lockroy hitching rides to Antarctica with researchers and displayed & photographed with others.
- An e-mail will be sent back to your school with a photo with a certificate. The event will be documented and shared through Our Spaces, UK Polar Network and APECS websites.



Three Basic Principles of Flag Design

1. Keep It Simple

- The flag should be so simple that a child can draw it from memory.

2. Use Meaningful Symbolism

- The flag's images, colours, or patterns should relate to what it symbolizes.

3. Use 2–3 Basic Colours

- Limit the number of colours on the flag to three, which contrast well and come from the standard color set. Baring in mind the background is snow make sure your design will stand out.

Examples from among more than 600 flags designed by students in 13 countries as part of *ANTARCTICA DAY 2019*.

